



ATP

DESCRIPTION

AMC-MECANOCAUCHO ATP type mounts have been designed to provide effective vibration isolation of medium to high frequency applications in a variety of industrial machinery gen sets, motor pumps, motor compressors, hydraulic units, etc.

The top metal part is cup shaped to protect the rubber section from contamination by oil ,grease, petrol, diesel, dust, etc.

OPERATION AND ASSEMBLY

ATP mountings use the rubber section in a shear mode to achieve the best load /deflection values and due to the interior design of the rubber section they have a progressive stiffness feature, preventing metal to metal contact in the case of impacts or extreme overload in transient shock conditions on mobile equipment.

ATP Mounts can be attached to the support structure by set screws or Bolts, or by threaded pins previously securely grouted to the concrete to suit the base plate attachment hole dimensions .

TECHNICAL CHARACTERISTICS

The compound used is based on a standard natural rubber specifically designed to have good ageing properties .

Load capacities shown in catalogue are the maximum Static values with the capability of withstanding occasional extreme dynamic overloads .

ATP mounts have stiffness values 4 times greater in the radial plane than the axial plane, providing effective resistance to transient lateral shock loads .

ADVANTAGES

- Easily assembled to the machine and the support structure .
- Top Cap protects the rubber section against various contaminants.
- Effectiveness – three variations in hardness A 45, Medium: hardness B 60, Hard: hardness C 75). This enables the user to choose each mount depending on the load to be supported and the frequency of the vibrations to be attenuated.

APPLICATIONS

- Suspension systems where it is deemed necessary to control any Pitching or Rolling movement which could strain external connections.
- Medium and high frequency motor compressor units.
- Gen sets.
- Hydraulic Units.
- Marine auxiliary units.
- Ventilators, etc.

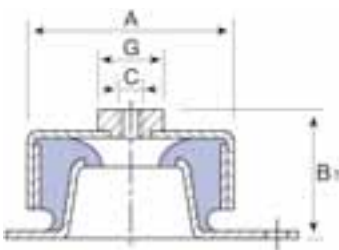


Figure 1

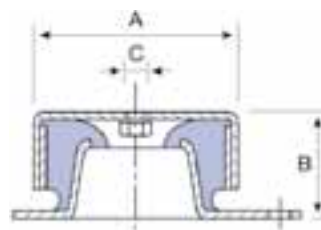
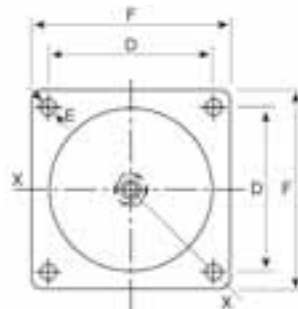
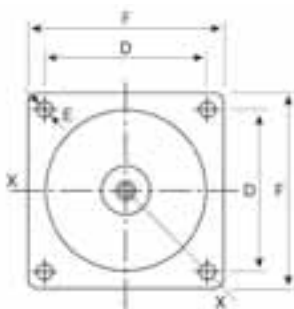



Figure 2



TYPE	A	B	B1	C	D	E	F	G	AMC	CODE	CODE	CODE	WEIGHT (g)
										45 Sh	60 Sh	75 Sh	
ATP 020	50	30	-	M-8	50	7	67	16	Ref	133101	133102	133103	143
									Load (kg)	50	75	100	
ATP 120	74	42	53	M-10	72	9	90	32	Ref	133104	133105	133106	379
									Load (kg)	70	120	175	
ATP 220	92	53	63	M-12	90	11	114	36	Ref	133107	133108	133109	618
									Load (kg)	140	200	300	
ATP 420	124	75	94	M-16	114	13	144	60	Ref	133110	133111	133112	1510
									Load (kg)	300	500	800	

DYNAMIC ATP

AMC NATURAL FREQUENCIES
MECANOCAUCHO® ATP TYPE



DEFLECTION ATP

AMC LOAD DEFLECTION GRAPHS
MECANOCAUCHO® ATP TYPE

